

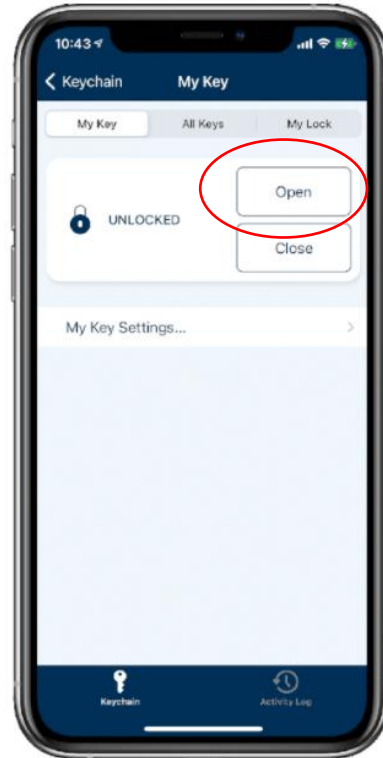
LOQED KEY: Our house has been locked via LOQED smart-lock system.

To open the door....

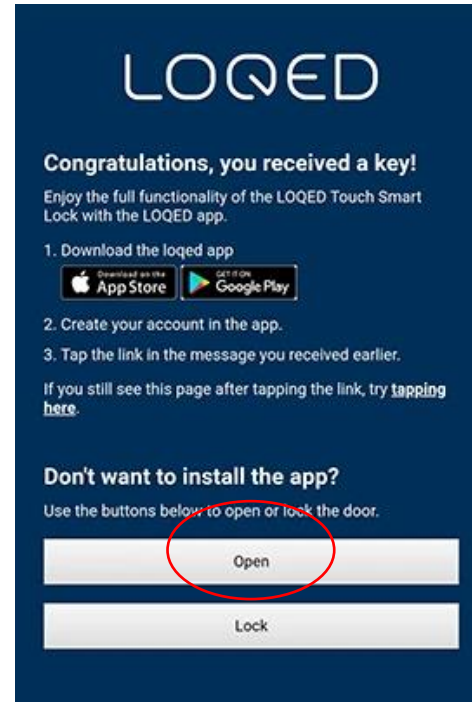


Before your arrival, you will have received a message from Loqed via text message or whatsapp. Here you are invited to download the app.


OPTION 1: When you create an account, the lock will see that you are nearby, and the lock display will show "touch to open". Press your finger on the two bottom two dots on the lock. The lock opens.



OPTION 2: If you have not been further than 500 meters from the house, you can open the lock with the app. Open the app and press "open".



OPTION 3: If you don't want to download an app or create an account, or if your phone doesn't support this app: no problem! You can open the lock with the link



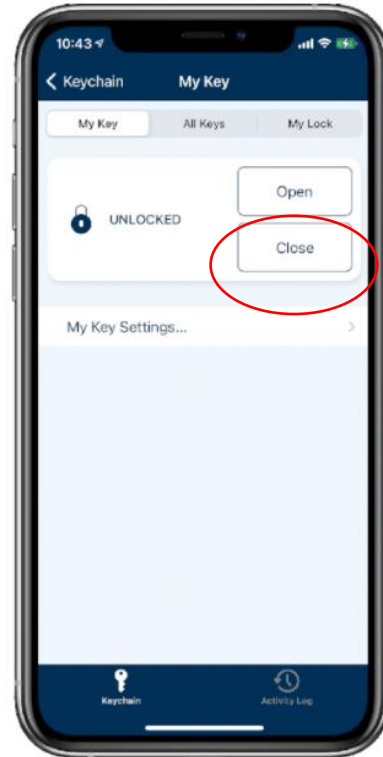
OPTION 4: You can also enter the PIN code which I send you by whatsapp or sms. As soon as you have correctly filled in the first number, you can continue with the next number by pressing the right arrow. If you filled in the complete number the door will open. If you entered an incorrect number, you should start over

LOQED KEY

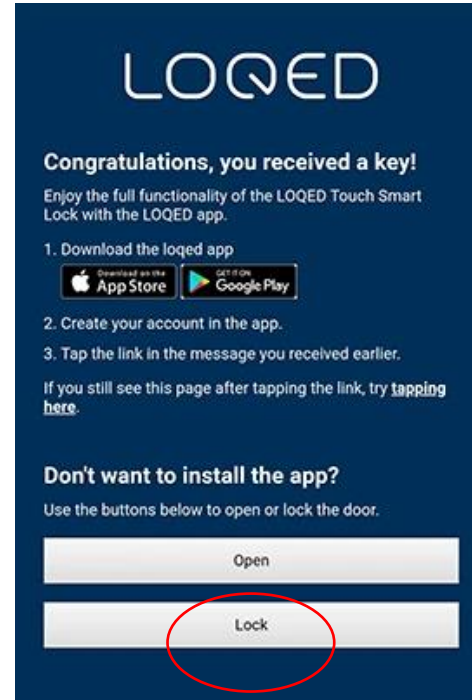
Always lock the house after leaving! You can LOCK the door on 3 ways:





When you have an account, and close the door, the display will show: touch to lock". Briefly touch the two dots on the bottom



If you have not been further than 500 meters from the house, you can open the lock with the app. Open the app and press "open".



If you don't have a account, you can open the door via this link



If the door has been locked, this display will show "locked"

NOTE: . The door- lock will automatically switch to the night-lock and in the morning it will be unlocked again. If you want to open the door (while the night-lock is still on), turn the lock-button on the inside of the door. The door will be unlocked.